

# April



# Preschool Three & Four Year Olds

**Monday**

**Themes:**  
 1.) Easter  
 2.) Pets  
 3.) Families  
 4.) Mother Earth  
 5.) Shapes

**Tuesday**



**Wednesday**

Art: Crayon and Watercolor Easter Egg  
 Kindle Play  
 Count Jelly Beans to Match the Number on the Egg  
 Easter Egg Lacing  
 ABC Egg Matching  
*Show & Tell Something Relating to Easter*

**Thursday**

**Spring Party**

Art: Decorate Easter Bags  
 Let's Go on an Egg Hunt  
 Visit from the Easter Bunny

**Friday**

Art: Easter Egg Stamping  
 Stack Eggs on Paper Towel Tubes  
 Easter Egg Comparison  
 Balance Beam with an Egg on a Spoon  
 The #13 for Thirteen Easter Eggs  
 Sensory Table: Plastic Eggs and Pom Poms



**6**

**Cats**

Art: Paint Our Own Cat  
 Let's Guess the Pet Sound  
 Puppet Pet Show  
 Let's Make Patterns with Our Pet Counters



**7**

**Dogs**

Art: Paw Prints  
 Let's Build a Cage for Our Pet Dog  
 Game: Doggy Doggy, Where's Your Bone?  
 The Letter "Hh" for Hairy Dog



**8**

**Fish**

Art: Paper Plate Fish  
 Let's Go Fishing in the Water Table  
 Special Snack: Rainbow Goldfish  
 Book: "Rainbow Fish"  
 Let's Look at Our Fish Tank  
*Show & Tell Your Dream Pet*



**9**

**Turtle**

Art: Paper Plate Turtle Kindle Play  
 Cookie Cutter Fun with Play-Doh  
 The #14 for Fourteen Turtles  
 We'll Watch a Blippi Clip about How to Take Care of Pets



**10**

**Birds**

Art: Feather Painting Group: What Pet Do You Have at Home?  
 Let's Pretend to Be Birds  
 Science: Exploring Feathers



**13**

Art: Easel Paint a Picture of Your House  
 Cut Out Pictures with the "Ii" Sound  
 Dramatic Play: Family  
 Fingerplay: "I Love My Family"



**14**

Art: Draw Your Family Portrait  
 Math: Counting How Many People Are in Our Family  
 We'll Make Our Family Using Play-Doh  
 The Letter "Ii" for Immediate Family



**15**

Art: Popsicle Stick Families  
 Kindle Play  
 We'll Use Blocks to Build Homes for the People  
 Discussion: What We Love to Do with Our Families  
*Show & Tell a Picture of Your Family*



**16**

**Pajama Day!**

Art: Family Trees  
 Make Family Words with Magnet Letters  
 Let's Make a Class Book with Our Family Photos  
 FingerPlay: "My Chores"  
 The #15 for Fifteen Trees



**17**

Art: Collage of Families  
 Rainbow Write Our Names  
 Let's Make Cards for Our Family  
 We'll Practice the Balance Beam




**20**

Art: Coffee Filter Earth  
 Earth Day ABC Match  
 Let's Discuss What Mother Earth Gives Us  
 Magna Tiles Numerical Order Activity



**21**

Art: We Can Change the World with Our Own Two Hands  
 We'll Trace Tape Lines on the Carpet with Bugs  
 The Letter "Jj" for Junk Kindle Play



**22**

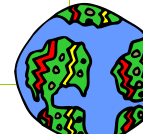
**Earth Day!**

Art: Earth Day Buddy  
 Bingo Dot Numbers on a Recycle Bin  
 Kindle Play  
 Day & Night Worksheet  
*Show & Tell Something That Can Be Recycled*



**23**


Art & Science: Bird Feeders  
 Sensory Table: Planting Trees  
 Finger Play: "Wheels on the Bus"  
 Let's Talk about Pollution  
 The #16 for Sixteen Cans



**24**

**Arbor Day!**

Art: Flower Pots  
 Let's Plant a Class Plant  
 Let's Practice Writing the Number 16 on Our White Boards



**29**

Art: Shape Person  
 Dry Erase Board Practice with Our Shapes  
 Sort Uppercase/Lowercase "Kk"  
 Fingerplay: "Lines"  
*Show & Tell Your Favorite Shapes*



**30**

Art: Watercolor Shapes  
 The #17 for Seventeen Shapes  
 Special Snack: Shape Snack Mix  
 Let's Go on a Shape Hunt  
 Group Game: Shape Freeze Dance



# *Preschool Three & Four Year Olds*

## *Songs and FingerPlays For April*

### **Easter Eggs**

{Jingle Bells}

Easter Eggs, Easter Eggs, Hidden All Around  
Come My Children Look About, and See Where They are Found  
Easter Eggs, Easter Eggs, They're a Sight to See  
One for Tom & One for Ann, and a Special One for Me

### **My Rabbit**

My Rabbit Has Two Big Ears (Hold Up Index & Middle Fingers for Ears)  
And a Funny Little Nose (Join Other Three Fingers for Nose)  
He Likes to Nibble Carrots (Move Thumb Away from Other Two Fingers)  
And He Hops Wherever He Goes (Move Whole Hand Jerkily)

### **How Much is That Doggy in the Window?**

How Much is That Doggy in the Window?  
The One with the Waggily Tail, "Roof Roof"  
How Much is That Doggy in the Window?  
I Sure Hope That Doggy's for Sale, "Roof, Roof"

### **Rags**

{Twinkle, Twinkle Little Star}  
I Have a Dog & His Name is Rags  
He Eats So Much that His Tummy Sags  
His Ears Flip Flop & His Tail Wig Wags  
And When He Walks He Zigs & Zags  
I Have a Dog & His Name is Rags  
He Eats So Much that His Tummy Sags

### **Family Helper**

{Here We are Together}  
It's Fun to be a Helper, a Helper, a Helper  
It's Fun to be a Helper, Just Any Time  
Oh, I Can Set the Table, the Table, the Table  
Oh, I Can Set the Table at Dinner Time  
Oh, I Can Dry the Dishes, the Dishes, the Dishes  
Oh, I Can Dry the Dishes & Make Them Shine

## **I Love My Family**

Some Families are Large, Some Families are Small  
But I Love My Family Best of All

## **Recycling for Our Earth**

{Mary Had a Little Lamb}

Hear the Cans Go Crunch, Crunch, Crunch  
Crunch, Crunch, Crunch, Crunch, Crunch, Crunch  
Hear the Cans Go Crunch, Crunch, Crunch, Recycle for Our Earth  
Hear the Bottle Go Ding, Ding, Ding  
Ding, Ding, Ding, Ding, Ding, Ding  
Hear the Bottle Go Ding, Ding, Ding, Recycle for Our Earth  
Hear the Paper Go Crinkle, Crinkle, Crinkle  
Crinkle, Crinkle, Crinkle, Crinkle, Crinkle, Crinkle  
Hear the Paper Go Crinkle, Crinkle, Crinkle, Recycle for Our Earth

## **Pick Up Litter**

{If You're Happy & You Know It}  
If You See a Piece of Litter, Pick It Up  
If You See a Piece of Litter, Pick It Up  
You Will Make the World Look Better  
If You Pick up All the Litter  
If You See a Piece of Litter, Pick It Up

## **Twinkle, Twinkle Little Star**

Twinkle, Twinkle Little Star  
How I Wonder What You Are (Look Up at Sky)  
Up Above the World So High (Hold Hands Up Above Head)  
Like a Diamond in the Sky (Hold Up Diamond Shape with Fingers)  
Twinkle, Twinkle Little Star  
How I Wonder What You Are

## **Lines**

One Straight Finger Makes a Line (Hold Up One Index Finger)  
Two Straight Lines Make One "T" Sign (Cross Index Fingers)  
Three Lines Make a Triangle There  
(Form Triangle with Index Fingers Touching & Thumbs Touching)  
And One More Line Will Make a Square (Form Square with Hands)