



PreSchool Three & Four Year Olds

Monday

Tuesday

Wednesday

Thursday

Friday

THEMES:

- 1.) Shapes
- 2.) May Flowers
- 3.) Insects & Spiders
- 4.) Health
- 5.) Art/Colors



1
Art: Circle Stamping
We'll Make Patterns with
Pattern Blocks
Rainbow Write Our Names







4
Art: Cork Flowers
Discussion: What's Your
Favorite Flower?
Math: Flower Pattern Strips
Let's Go Make a Garden
Outside with Our Fake
Flowers

5
Art: Watercolor Flowers
The Letter "Ll" for Lily
We'll Discuss What a
Flower Needs to Grow
Flower Letter Matching
Science: Parts of a Flower

6
Art: Q-Tip Hyacinths
Dot Sticker Flowers
FingerPlay: "Daisies"
Sort Uppercase/Lowercase
"Ll"
*Show & Tell Your Favorite
Flower*

7
Art: Fork Flowers
The #18 for
Eighteen Flowers
Kindle Play
Math: Measure Flowers with
Unifix Cubes
Flower Sensory Table

8
Mother's Day is Sunday!
Art: Special Mother's Day
Surprise
Game: Hide the Flower
Dramatic Play: Flower Shop
Let's Go on a Walk to Look
for Flowers



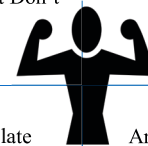

11
Art: Paper Plate Lady Bug
Counting Spots on a Lady Bug
Song: "5 Little Spiders
Weaving a Web"
Let's Practice Writing
Numbers in Sand

12
Art: Let's Build Our Own
Caterpillar
The Letter "Mm" for
Mosquito
Play-Doh Bug Fossils
Let's Practice Using Tweezers
to Get Spiders out of Their
Webs

13
Art: Clothespin Butterflies
Discussion: Parts of an
Insect's Body
Let's Put Magna Tiles in
Numerical Order
Sort Lowercase/Uppercase
"Mm"
*Show & Tell Your Favorite
Bug*

14
Art: Let's Make a Bumble
Bee
The #19 for Nineteen
Katydid
Bugs in a Jar Counting
Game
Kindle Play
Let's Sort Bugs That Fly
from the Ones That Don't

15
Art: Paint with Our Bugs
Sensory Table Fun with Our
Bugs & Orbees
Book: "The Grouchy
Ladybug"
Stamp Match Uppercase and
Lowercase Letters



18
Art: Draw an Activity That
Keeps Your Body Healthy
Let's Have Extra Outside
Time to Get Our Hearts
Pumping
Dramatic Play: Doctor's
Office
Kindle Play

19
Art: Citrus Stamper
The Letter "Nn" for Nurse
Song: "The Good Food Song"
Washing Fruits and Veggies in
the Sensory Table
Science: Heart Rate
Experiment


20
Art: Cut And Glue Food
Groups
ABC Order with Magna Tiles
Review: Proper Hand
Washing
Sort Uppercase/Lowercase
"Nn"
*Show & Tell Something That
is Healthy for You*

21
Art: My Food Plate
The #20 for Twenty Healthy
Foods
Science: Glitter Gem
Handwriting
Book: "Sick Simon"

22
Art: Collage of Healthy
Activities
Special Video Clip:
Blippi Learns Healthy Eating
Sensory Table Fun Washing
Germs
We'll Color and Cut Our
Shapes
PAJAMA DAY!!!!



25
Memorial Day



26
Art: Using Our Favorite
Colors to Paint a Picture
The Letter "Oo" for Orange
Activity: Color Freeze Dance
Color Flashcards
Let's Work on Our Color
Puzzles

27
Art: Let's Make Our Own
Creation with a Variety of
Materials
We'll Practice Cutting Different
Lines
Book: "The Day the Crayons
Quit"
Science: Color Mixing
*Show & Tell Your Favorite
Color*

28
Art: Pom-Pom Rainbow
The #1 for One Crayon
Let's Paint the Sidewalk
with Water
Special Snack: Rainbows
Discussion: What Is an
Artist?

29
Art: Favorite Color Collage
Let's Take a Walk through
Poko Loko & Notice All the
Art Displayed
Color Flashcards
Kindle Play



PreSchool Three & Four Year Olds

Songs & FingerPlays for May

Twinkle, Twinkle Little Star

Twinkle, Twinkle Little Star
How I Wonder What You Are (Look Up at Sky)
Up Above the World So High (Hold Hands Up Above Head)
Like a Diamond in the Sky (Hold Up Diamond Shape with Fingers)
Twinkle, Twinkle Little Star
How I Wonder What You Are

Lines

One Straight Finger Makes a Line (Hold Up One Index Finger)
Two Straight Lines Make One "T" Sign (Cross Index Fingers)
Three Lines Make a Triangle There
(Form Triangle with Index Fingers Touching & Thumbs Touching)
And One More Line Will Make a Square (Form Square with Hands)

Flowers

{Pop! Goes the Weasel}

All Around the Forest Ground
There's Flowers Everywhere
There's Pink, Yellow, and Purple Too
Here's One for You

Daisies

One, Two, Three, Four, Five (Pop Up Fingers One at a Time)
Yellow Daisies All Alive
Here They are All in a Row (Point to Fingers Standing)
The Sun & the Rain Will Help Them Grow
(Make a Circle with Fingers, Flutter Fingers for Rain)

The Eensy, Weensy Spider

The Eensy, Weensy Spider
Went Up the Water Spout (Crawl Fingers Up High)
Down Came the Rain
And Washed the Spider Out (Drop Fingers Quickly)
Out Came the Sun

And Dried Up All the Rain (Form Circle with Arms)
And the Eensy, Weensy Spider
Went Up the Spout Again (Crawl Fingers Back Up High)

Little Miss Muffet

Little Miss Muffet Sat on a Tuffet
Eating Her Curds & Whey
Along Came a Spider & Sat Down Beside Her
And Frightened Miss Muffet Away

My Body

{Where is Thumbkin?}

This is My Body, This is My Body
It's the Only One I've Got, It's the Only One I've Got
I'm Going to Take Good Care of It, I'm Going to Take Good Care of It
Yes I Am, Yes I Am

Brushing Teeth

I jiggle the toothbrush again & again (pretend to brush teeth)
I Scrub All My Teeth for Awhile
I Swish the Water to Rinse Them (Puff Out Cheeks to Swish)
And Then I Look at Myself & I Smile (Smile at One Another)

Colors

This is a Song about Colors, Colors; You See Them All Around
There is Red on the Stop Signs; Green on the Trees
Blue in the Sky & Seas; Red Stand Up, Green Sit down
Blue & Yellow Sit Down

This is a Song about Colors, Colors; You See Them All Around
It's About the Happiest Song in Town
All You Have to Do is Stand Up & Sit Down; All You Have to Do is Stand Up & Sit Down

Clay

I Stretch It (Pulling Motion); I Pound It (Pounding Motion)
I Make It Firm (Pushing Motion); I Roll It (Rolling Motion)
I Pinch It (Pinching Motion); I Make a Worm (Wiggling Motion)